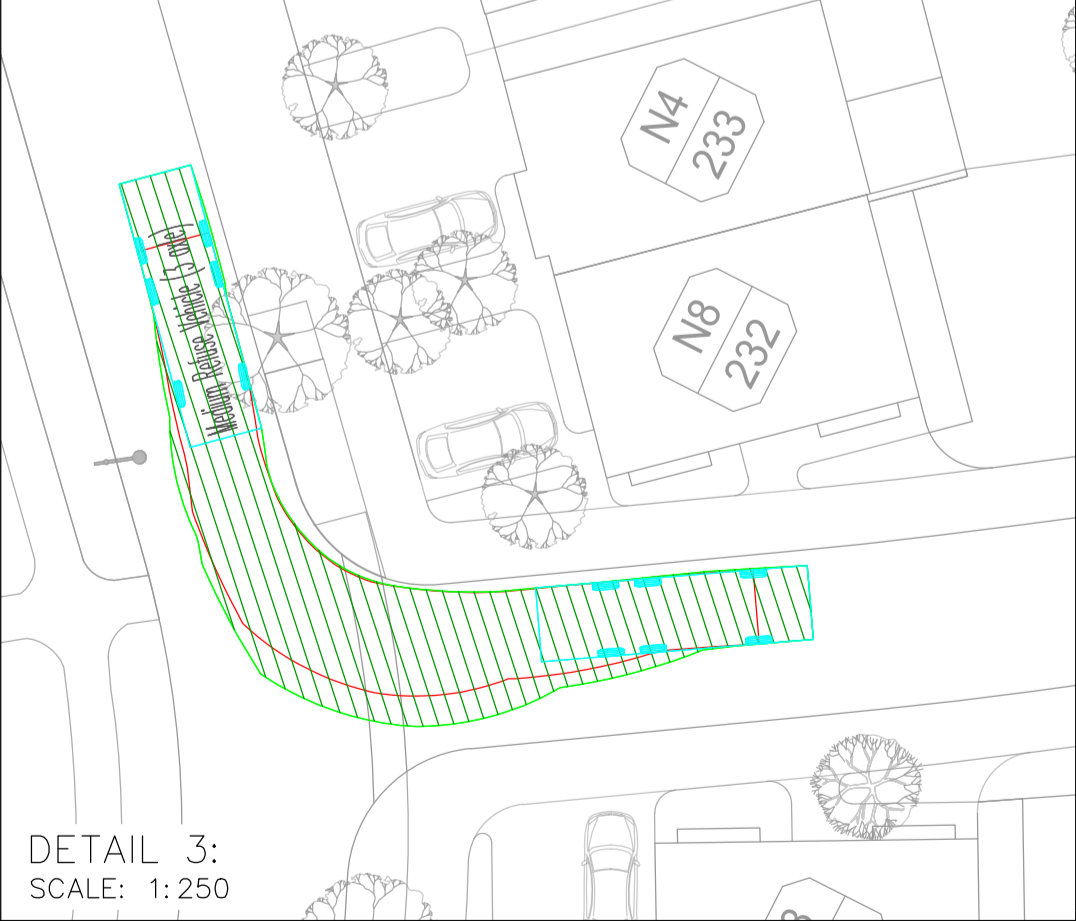
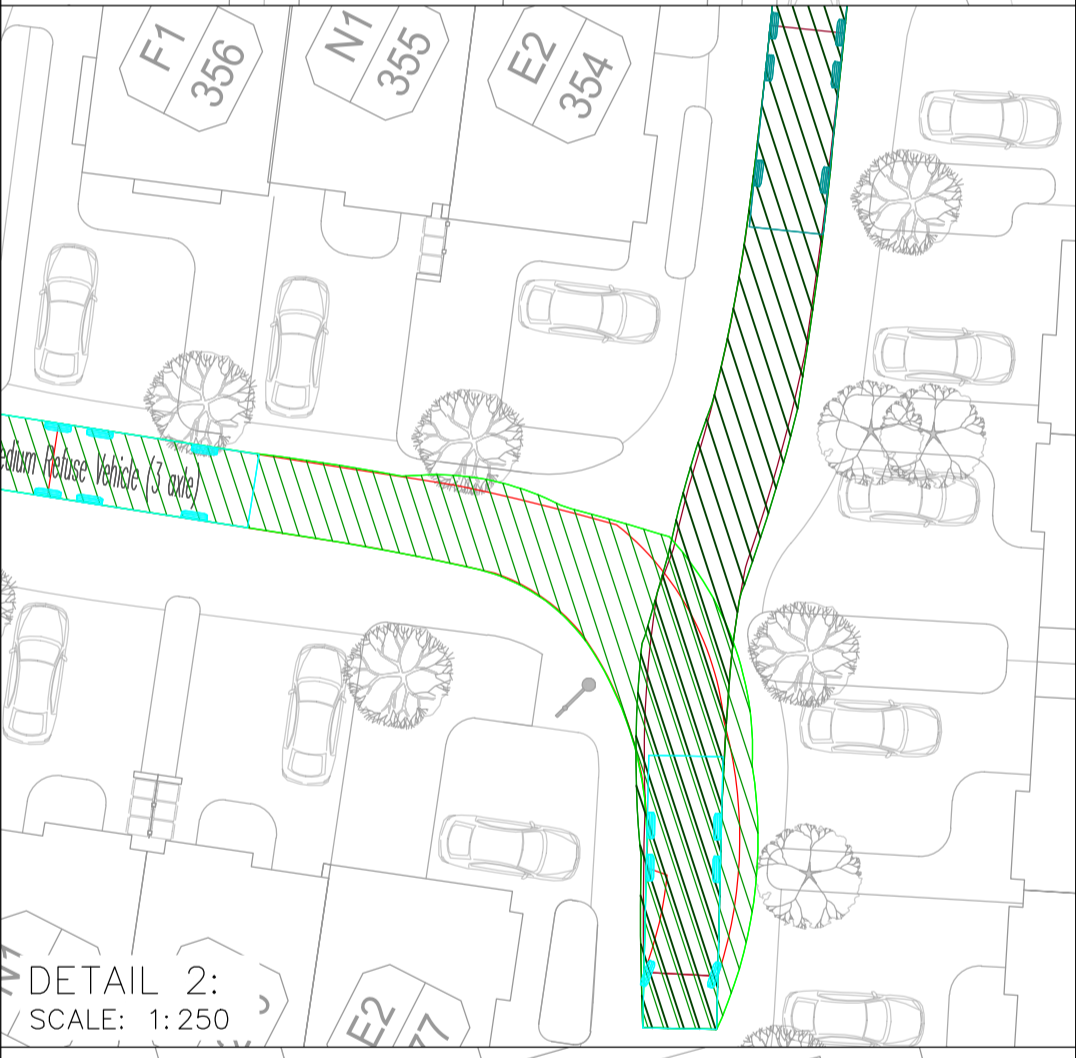



Medium Refuse Vehicle (3 axle)
 Overall Length 9.010m
 Overall Width 2.450m
 Overall Body Height 3.742m
 Min Body Ground Clearance 0.295m
 Track Width 2.450m
 Lock-to-lock time 4.00s
 Curb to Curb Turning Radius 8.200m

9.010m
 2.450m
 3.742m
 0.295m
 2.450m
 4.00s
 8.200m

LEGEND:

RED LINE BOUNDARY



PLAN:
 SCALE: 1:1000

PLANNING DRAWING
 NOT FOR CONSTRUCTION THIS
 DRAWING HAS BEEN ISSUED FOR
 INFORMATION PURPOSES ONLY
 AND MUST NOT BE USED FOR
 CONSTRUCTION UNDER ANY
 CIRCUMSTANCES

NOTES

- For setting out refer to Architect's drawings.
- This drawing to be read in conjunction with all other Architectural and Engineering drawings and all other relevant drawings and Specifications.
- DO NOT SCALE THIS DRAWING. Use figured dimensions only.
- No part of this document may be reproduced or transmitted in any form or stored in any retrieval system of any nature without the written permission as copyright holder except as agreed.
- Use on the project for which the document was originally issued.
- Ordnance Survey Ireland Licence Number EN 0074019

Rev. No.	Date	REVISION NOTE	Drn. By	Chkd. By
A	01.10.2019	ARCHITECT'S LAYOUT REVISED	JS	NB
B	15.11.2019	ISSUED FOR PLANNING	DD	NB

Architect	Conroy Crowe Kelly			
Project	Belmont			
Title	Swept Path Analysis Refuse Vehicle			
Drn. by	Chkd. by	Appr'd by	Dwg. No.	Revision
JC	NB	NB	D061/044	B
Date	Scale	As Shown		
Mar 2019	@A1			

CS Consulting Group
 DUBLIN | LONDON | LIMERICK

Head Office
 19-22 Dame Street, Dublin 2.
 T: +353 (0)1 5480863 F: +353 (0)1 9011355
 e: info@csconsulting.ie
 w: www.csconsulting.ie

Quality
 Environment
 Health & Safety

IS. EN ISO 9001:2008
 IS. EN ISO 14001:2004
 IS. EN ISO 50001:2011
 OHSAS 18001:2007